



The Raindrop Patter

The Raindrop Chapter of Portland, Oregon has been an affiliate of the Society of Decorative Painters since 1978



May / June 2020

Volume 42, Issue 3

FROM THE CHAPTER PRESIDENT

Greetings from your president. Raindrops president, that is.... So I hope this newsletter finds everyone in good health and good spirits. I think this quarantine is a challenge for everyone. We'll be talking about the great toilet paper shortage for years to come. We need to remember what we have to be grateful for. Me, I'm grateful for pants with an elastic waist. The only exercise I'm getting is lifting a fork to my mouth! I have been TRYING to clean up my craft room and currently have 2 boxes of donations for ways and means. Trust me when I say this is the tip of the iceberg. If everyone is as bored as I am, we should have no shortage of donations this year.

If you missed the update sent out a couple of weeks ago, Sue Schwee's class along with Georgia's class have been cancelled. Other than that, nothing else to report. If you have a spare moment, please give one of your fellow Raindroppers a call just to say hi. A phone call can mean a lot to someone shut in alllllll dayyyy longggg. I'm sure they would appreciate it. Take care and be safe
Malinda, President



A Message from the Vice Presidents

Hello fellow Raindrop members,

Spring seems to finally be here. I hope everyone is staying safe and practicing good social distancing. Because of this, I would like to ask each of you to contact at least one or two fellow Raindrop members for a phone chat or a video chat. It is important to keep connected with our community.

I would also like to remind everyone to check out your favorite teachers' website or Facebook page for free tutorials and patterns. Decoart.com (blog and free online classes) has information for us also. I know it has been helping me cope by keeping up my painting skills. This is also the perfect time to finish up some of our UFOs.

We are also working with Bob on updating and streamlining our website which many of you have brought to our attention. We look forward to a new updated website. If you have any requests or information you think we should have on the website. Please let us know.

We didn't get a good response on our survey requests (only 7 responses). This does continue to make the board and committees jobs more challenging, because we don't really know what would make your Raindrop experience better. On the bright side, the information we did compile shows we have interest in other mediums and also some educational opportunities to refresh or grow new skills. It was especially fun to see all the other hobbies that some of our members pursue.

Stay healthy, practice social distancing and stay connected.

Take care everyone.
Cheers,
Mary and Bobbie;
co-vice-presidents



UPDATES

Just a reminder that Raindrop Chapter has a new mailing address for all correspondence.

Raindrop Chapter
PO Box 90245,
Portland, Oregon 97290
503-893-8118

Please update your Membership Directory with the following ->

Yvonne Kresal's Birthday is August 2nd

Sally Jackson's email is Jacklin37@aol.com (was missing the c)

Secretary's email has an "s" after raindrop ->
secretaryraindrops@gmail.com

Georgia is working hard at keeping the membership directory updated. Please check your information/picture and if you want a change let Georgia know. Thanks so much!

Welcome a NEW member:

Sally Dawson
P.O. Box 922
Williston, ND 58802
ecdconstruction@yahoo.com
541-420-6827



You can find more information on our Website:

[Raindrop Chapter of Oregon](http://www.raindropchapter.org)—www.raindropchapter.org

Or on our Facebook Page: [Facebook: Raindrop Chapter](#)

Master Schedule of dates to remember!

May:

President:

- Arrange for Board Meeting location, create agenda and send invite to board & chapter to be held no later than the third week of the month
- Contact committee chairs to confirm attendance and/or obtain committee updates for upcoming board meeting
- Canvas all board members and committee chairs to find out where there will be open positions for election

Vice-President:

- Attend Board Meeting, bring any new agenda items forward

Treasurer:

- Provide monthly financial updates at Board Meeting

Secretary:

- Provide previous board & chapter meeting minutes for review at Board Meeting

Newsletter Editor:

- Distribute Newsletter by the first week of the month, via email or US Post.

Education Chair:

- Solicit &/or confirm Paint-In & Seminar teachers for any remaining months of the year
- Provide applicable updates to webmaster for posting on calendar & feature page

June:

President:

- Create agenda using board meeting information from month prior & send out to all members one week before the business meeting.
 - o Provide committee updates on behalf of missing committee members
- Engage with Nominations Chair & Announce Open Positions for next year
- Solicit Retreat Committee Chair for next year
 - o Retreat Committee's program draft is due at August meeting for approval by chapter
- Submit President's Message to newsletter editor by 15th of the month

Master Schedule of dates to remember!

June:

Vice President:

- Chapter meeting room setup as needed
- Confirm volunteers for Clackamas County Fair Kid's Paint station in August.
 - o Submit to Canby fair contact.
- Ask for volunteers to decorate Holiday brunch tables in December
- Submit Vice-President's Message to newsletter editor by 15th of the month

Treasurer:

- Provide monthly financial report at chapter meeting
- Bring check book and supplies needed for reimbursements

Secretary:

- Provide previous chapter meeting minutes during chapter meeting for review and approval
- Submit approved minutes to webmaster for posting on members only page

Education Chair:

- Show finished pieces or photos for August paint-in and any upcoming seminars, sign up members, collect money & pass out preparation materials

Newsletter Editor:

- Remind chapter members to submit newsletter articles by 15th of the month

2020 EXECUTIVE BOARD:		
PRESIDENT		
Malinda Fedoris	503-669-1747	presidentraindrop@gmail.com
VICE-PRESIDENT		
Mary Klein	503-561-1434	vicepresidentraindrop@gmail.com
Bobbie Redington	360-606-9600	vicepresidentraindrop@gmail.com
SECRETARY		
Charmaine Bannister	503-542-7646	secretaryraindrops@gmail.com
CO-TREASURERS		
Sandra Phillips	360-901-3552	financeraindrop@gmail.com
Dianna Downs	360-606-6119	financeraindrop@gmail.com

May

- 3 Emma Bleich
- 4 Marie Morris
- 19 Jennie Delano
- 22 Becky Albeke



June

- 7 Marsha Holte
- 15 Nancy Hughes
- 15 Lisbeth Stull
- 16 Joan Porter
- 25 Mary Klein
- 29 Debbie Gill
- 29 Sue Snethen

Happy Birthday!

Women's Shelter

Because we haven't been able to attend meetings and provide donations to the Shelter they are in greater need of toilet paper, hand sanitizer and cleaning products. Before we are able to meet again it will have been several months that we have been unable to help out. So when we resume our chapter meetings and you find you might have some extra to share please bring it to the meeting. I know, without asking, that they would greatly appreciate whatever we can do to assist.


I hope all are doing well and keeping busy. I have been doing a lot of painting. I got out some of the old books obtained at some of the conventions. Painted an updated version of a Halloween witch from 1989. Definitely two different painting styles. I have also been making face masks for family and some of the neighbors. Hoping you and yours are doing fine and hope to see you soon. I am going to go make myself busy and mow the yard. Ugh.

See you, Marsha Holte

Art Challenge!

Are you tired of watching streaming channels? Do you need a boost to get you painting? Georgia, Crystal, Lynn and Salomeja have a challenge project for you. Jamie Mills-Price allowed a download of a line drawing that she had designed. You are welcome to put it onto a surface of your choice and then design your own color palette. Any medium, your choice of colors. Do you want to go monochromatic? Grayscale? Bold? Pastel? Have fun and happy painting.

Send your completed work to the editors for publication in the next newsletter. Let's inspire each other with creativity!



Spring Time Mini Peace Pole



Designed by Bobbie Redington

Springtime Mini Peace Pole

By Bobbie Redington (April 2020)

Surface shown is 1 ½ x 2 ½ x 16". The base is 3 ½ x 3 ½ x ¾". Be creative with whatever surface you have on hand (paint colors included).

Paint used: DecoArt Americana

Avocado Green	Cad Yellow	Purple Rain
Baby Pink	Graphite	Sapphire
Berry Red	Indian Turquoise	Spiced Pumpkin
Black	Irish Moss Green	Warm White
Boysenberry	Milk Chocolate	
Burnt Umber	Mustard Seed	

*3B Graphite Pencil or Prismacolor Pencil (warm or cool grey 90%)

Surface Prep:

Sand, seal and lightly sand again, wipe down w/ tack or damp cloth as usual

Painting Details:

I did a quick background wash of Indian Turquoise all the way around the upper portion of the board w/ Irish Moss wash on the bottom about 4"-5" up. Loose and washy - No need to be too careful here. Some areas will soak in while other areas will not. Variation is good.

Transfer pattern using grey graphite paper and pencil which works better than stylus for clean lines. Take your time as these graphite lines will be your design's final outline.

On my piece you'll notice some parts wrapped over the edge which was intentional.

All elements are done in washes. You may need two coats on some areas but stay with washes. Use a clean brush to pick up excess paint/water as you go and to keep colors inside your design lines.

All Leaves - wash w/ Irish Moss and shaded w/ Avocado. Center vein line Avocado.

All Vines - Lined w/ mix of Irish Moss & Avocado. Tendril dots are Spiced Orange

Large Yellow Flowers - wash Petals w/ Mustard Seed. Shade petals near flower center w/ Spiced Pumpkin (use chisel end of brush to make sun ray shading).

Centers are Milk Chocolate, shaded w/ Burnt Umber & dotted with Spiced Pumpkin

Pink Flowers - Wash petals Boysenberry, chisel edge shade near centers w/ Purple Rain. Wash float outer edges in Baby Pink. Centers are Cad Yellow, dotted w/ Spiced Pumpkin

Dragonfly – Wash body w/ Irish Moss then mix in Indian Turquoise and wash every other segment w/ the mix. Head & antennae is Black. Wings Warm White, inside pattern lined w/ Graphite. Warm white highlight on body. Black antennae.

Butterfly – Wash body Milk Chocolate & Burnt Umber mix. Wings are washed in Spiced Pumpkin, chisel edge float wings at body with Berry Red and float outer wing edges w/ Cad Yellow. Dot with warm white.

Honeybee – Wash entire body w/ Mustard Seed. Then add dark stripe & mid-body w/ Burnt Umber. Wings warm white. Paint head black. Highlight stripe on body, Warm white.

Lady Bug – Berry Red body. Black head, antennae & dots on body. Warm white highlight stripe

Birdhouse – Wash over entire body of house w/ Spiced Pumpkin. Opening is then washed in Milk Chocolate, shaded w/ Burnt Umber. It may take two coats to make it dark enough. The threshold is Cad Yellow. "HOME" lettering is Sapphire & Graphite mix.

Large & small hearts are based w/ Berry Red, highlight large heart w/ Baby Pink. Dot is Cad Yellow

Highlight stripe (wash) on the face of birdhouse w/ Mustard Seed mixed w/ Warm white.

Flag Pole is Burnt Umber. Flag is washed w/ Cad Yellow. Stripes are Spiced Orange and Sapphire & Graphite mix.

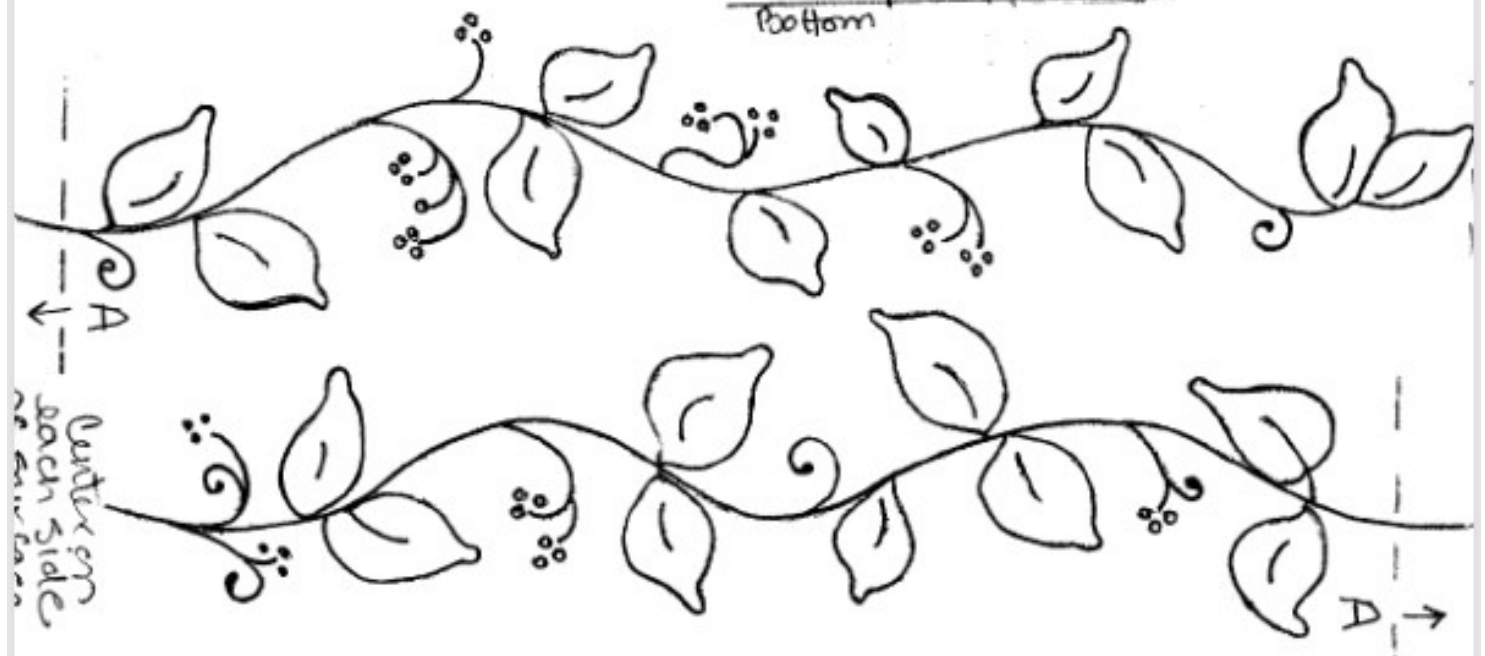
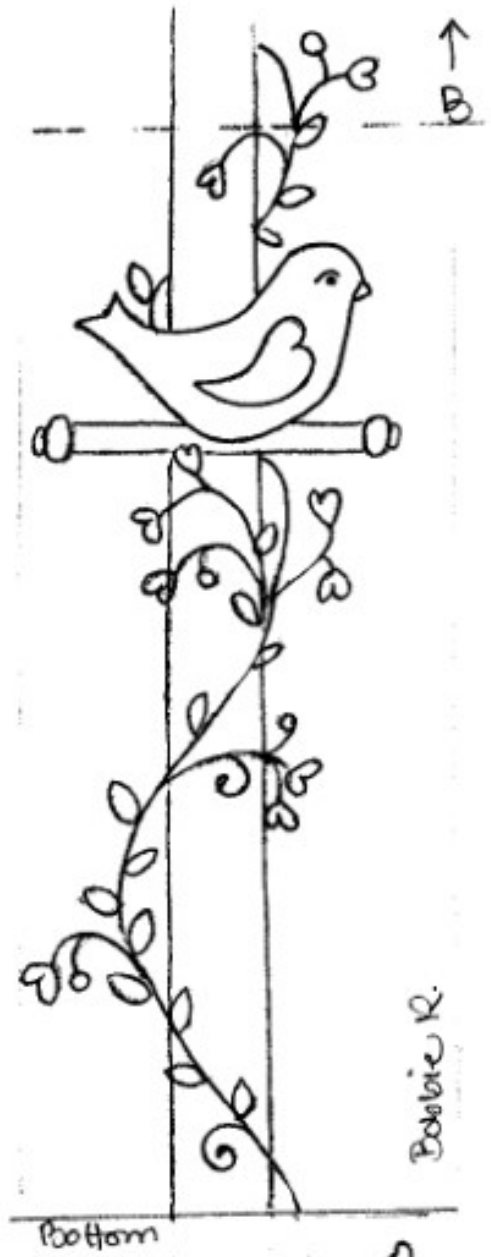

Shingles, pole and cross poles are Milk Chocolate. Shade w/ Burnt Umber along shingles against the house, on main pole under the house and under each cross-pole section. Add grainlines on main pole w/ wash of Burnt Umber.


Heart Flowers on vines are Berry Red

Blue Birds – Wash upper section & wings w/ Sapphire (avoid belly area). When dry add second coat of Sapphire on wings and tail tips. Belly area is wash of Spiced Pumpkin. Graphite eye dot & brow. Dot w/ warm white.

To finish: After all the design is painted, I washed in Avocado Green grass lines along bottom of all sides. I used a *3B Graphite Pencil to reinforce any outlines where needed. Prismacolor pencils suggested will also work. Regular #2 will work in a pinch but won't show up as well. Apply 2-3 coats of your favorite water-based varnish. The base is washed w/ Milk Chocolate, attached after pole is finished.







Starting Time 9:00am

Saturday, November 14th

Raindrops Free Funday Classes



Up To Six Teachers



All teaching something Different!!

No Brushes—No Paints—No Worries!

Try something new!!

From Trunk Spunk Journals

To Painting on an Easel!

SAVE THE DATE!

We will have more information as soon as we finalize the details!

Did we say it is FREE!?

Contact: Peggy @ 503-829-9688 or Georgia @ 503-975-9447 to get in on the fun!

Have a Simple Lunch on us! Try one activity or Do them ALL!



For Fun Day in November we have some projects you will want to take....from Making cards, Painting your Nations Flag, Journalizing, and more. We are looking for two more Teachers.....

Think about that talent you have within you.....it might be different than painting and someone might just want to learn it. What can you share in an hour? Two hours?

Please think about it and let Peggy or myself know. It could be as simple as Bow Making (which for me is NOT simple)....Think about it.....we would love to learn your project. Thanks.

Peggy and Georgia 

Hi Everyone!

With the Virus being the biggest thing right now and everyone's fear of catching it, I think a little cheering up would be in order. So, maybe you could share a little sunshine and cheer with your person by dropping a little card or a little object, a gift card, a pin, a brush, an ornament, etc., just to add a smile to someone's face. And just to let them know they are not forgotten and you are thinking of them. That might be the brightest thing in their day. I know that I have found myself looking kind of down in a slump but I have kept going by thinking about others who are totally alone. I hope our Chapter's newsletter brings a little smile to your face. If you should need, you can send your mail to me and I can pass it on. And use my address as the return and I will get it to where it needs to go. I hope you all are healthy and doing a lot of painting. I can honestly say I have not been painting but I have been doing some much needed cleaning out of junk! I will be back to the brushes soon enough. Here's wishing everyone good health and happiness!!

Byee until next I see you all! Peggy

Maxine Thomas is coming back to see her home girls on Saturday September 19th of 2020. Judy Meirow and Debbie Gill will be hosting Maxine at the Tualatin Union Hall at 20220 SW Teton, Tualatin, Or 97062. You can put this fabulous pattern on any surface of your choice or contact Judy Zogg at Smooth Cut Wood (503-678-1318) for the original wood tray with drawers, wood tray without drawers or a frame.



Details: Class will run from 9:00-3:00. It will be potluck (please bring a favorite dish of your Choice)

Please bring a towel for the table you are painting on. There will be a \$2.00 fee added for all patterns that need be mailed to you. Raindrop Chapter members can pick theirs up at the meeting.

For any questions please contact: Judy Meirow at: Comepaintwithmee@gmail.com or Debbie Gill at: Cashel4343@gmail.com

If you want to order the piece from Smooth Cut Wood (503-678-1318), the information and dimensions are as follows:

- TR 34A. Tray with panel. 20 1/2 x 13 x 2 3/4. \$28.00
- TR 34P. Extra panel. 18 1/2 x 10 3/4. \$4.00
- F119. Frame with panel. 21 1/2 x 14. \$25.00
- F119P. Extra panel. 19 x 11 1/2. \$4.00

Shara Reiner is coming into town on Saturday August 8th and Sunday August 9th of 2020. Judy Meirow and Debbie Gill will be hosting Shara at the Tualatin Union Hall at 20220 SW Teton, Tualatin OR 97062. You can put it on any surface of your choice as it is up to you to provide your own surface. Her original snowmen chair was on a tray. The black chair you see in the picture is at Ikea. The spindle is no longer available but it would look lovely on any long board but I have spoken with Judy Zogg at Smooth Cut Wood and she has one in mind that would be great. Call her at (503-678-1318)



Details: Class will run from 9:00 to 3:00 each day. It will be potluck (please bring a favorite dish of your choice)

Please bring a towel for the table you are painting on. There will be a \$2.00 fee added for all patterns that need to be mailed to you. Raindrop Chapter members can pick theirs up at the meeting

For any questions please contact:

Judy Meirow at: Comepaintwithmee@gmail.com or Debbie Gill at: Cashel4343@gmail.com

If you want to order the piece from Smooth Cut Wood (503-678-1318), the information and dimensions are as follows:

Board shaped like the chair seat. - 16 1/2 x 13 1/2. \$15.00
Long board with handle. - 7 1/2 x 23 3/4. \$18.00



Link to register is: https://www.decorativepainters.org/Public/Events/2020_retreats/2020-Fall-Retreat/Public/Conference/2020_Fall_Retreat.aspx?hkey=ac4fbb8c-1453-4ede-9dd4-0188caad0612 ** They are allowing online and mail registration only at this time. SDP is not in the office to take phone calls.

Join us for **SDP By The Sea** on St. Simons Island, Georgia. There will be 3 fun filled days of painting with 4 of the best teachers. Mark your calendars and start making arrangements.

When:

August 4th-6th

Where:

Epworth By The Sea
St. Simons Island,
Georgia

Cost:

\$350 for SDP members
or \$450 for non-
members. Price
includes class fees,
surfaces, supplies and 3
fun evening events.

Retreat Information

Class Registration will
open April 22nd at 9AM



Jillybean Fitzhenry

Fluid Acrylic - Traditional Acrylic - Traditional Acrylic



Kathie George

Watercolor - Fluid Acrylic - Watercolor Batik



DecoArt

Acrylic



Sandy McTier



Tracy Moreau



Sandy McTier
Tracy Moreau

Thank you!

Thank you to my Secret Pal. I Love the Hobby Lobby gift card for my Birthday!! It WILL be used. ❤️❤️

Georgia



Editors' Notes:

As Bobbie and I have the task of newsletter editors, we are doing our best to provide a useful newsletter to the membership. Please send us newsletter information for inclusion in the upcoming newsletter.

1. **Click the link:** When you see a phrase underlined in blue that is a link that you can click which will take you somewhere. If you are directed in an article, ad or website, please click on the link to be taken there from within our email newsletter! *(FYI: clicking the back button on the website should take you back to our newsletter)*
2. **Submitted by:** When possible we will list the person(s) who have submitted information for inclusion in the newsletter, giving credit where credit is due and a contact point for more information. If no one is listed you may contact Stacie at ignacio927@hotmail.com and Bobbie B. at ladybug0007@msn.com
3. **Font size:** We are mostly using Arial size 16 as an easy to read font in a size that is visibly pleasing to many.

📧 Do you wish to recognize someone or give them a thank you?

📧 How about needing to hitch a ride to a meeting or an event?

📧 What if you can't find any Blue Haze by DecoArt Paint?

Be sure to send those messages and queries to your newsletter editor before the deadline! Stacie at the email address of: ignacio927@hotmail.com

Would you like to advertise in our newsletter?

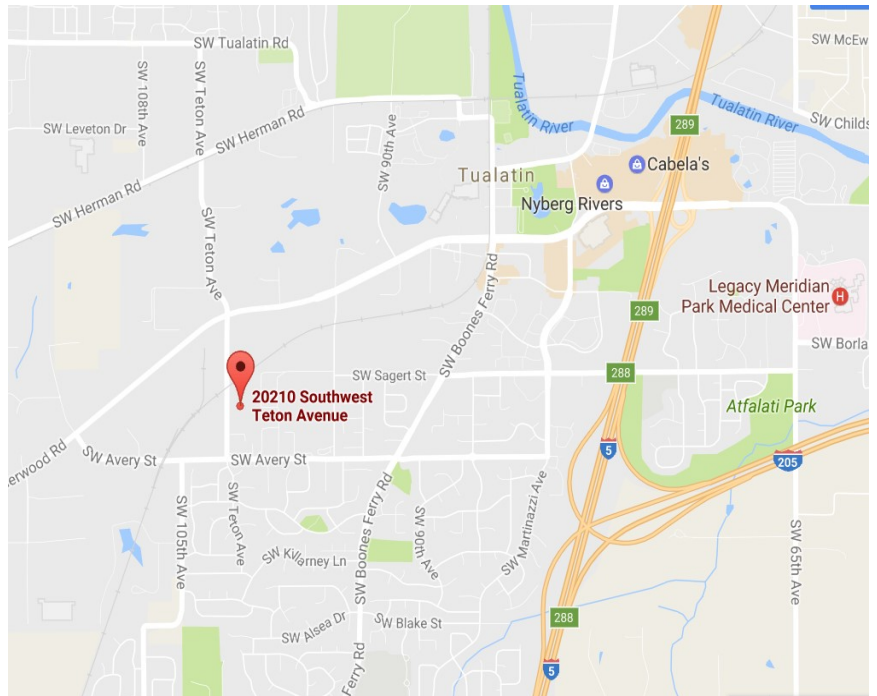
Full Page \$25 Members/\$50 Non-members; 1/2 Page \$15 Members/\$30 Non-members;
1/4 Page \$8 Members/\$16 Non-members

Discount available for year-long advertisements contact Stacie Hall for ad inclusion & rates.

Our meetings are held on the 1st Saturday of the even numbered months at the Union Hall (UA Local 290) Doors are open at 8:30 and the **meetings start at 9:30**. Bring a sack lunch if you are staying to paint after the meeting. For Seminars at the Union Hall we do pot luck!

**Union Hall (UA Local 290)
20210 SW Teton Avenue,
Tualatin, Oregon 97062**

From Interstate 5 (I-5), take exit 289 and drive west toward Sherwood/ Newberg. Drive approximately 1+ miles to Teton Avenue. Turn left and just past the railroad tracks, turn left into Local 290's fenced parking lot. The building signage is: Local 290.



Stacie Hall
Raindrop Chapter Newsletter Editor
927 Clearbrook Dr.
Oregon City, Oregon 97045

